

2009 TTB Expo Presentation

# Overview of the Distilled Spirits Industry

Presented by

Chris Thiemann, Regulations and Rulings Division and  
Dave Bateman, Trade Analysis and Enforcement Division



# Overview

- TTB and the Distilled Spirits Industry
- Makeup of the Distilled Spirits Industry
- Current Industry Trends

# TTB and the Distilled Spirits Industry

Chris Thiemann  
Regulations and Rulings Division

# TTB and DSPs

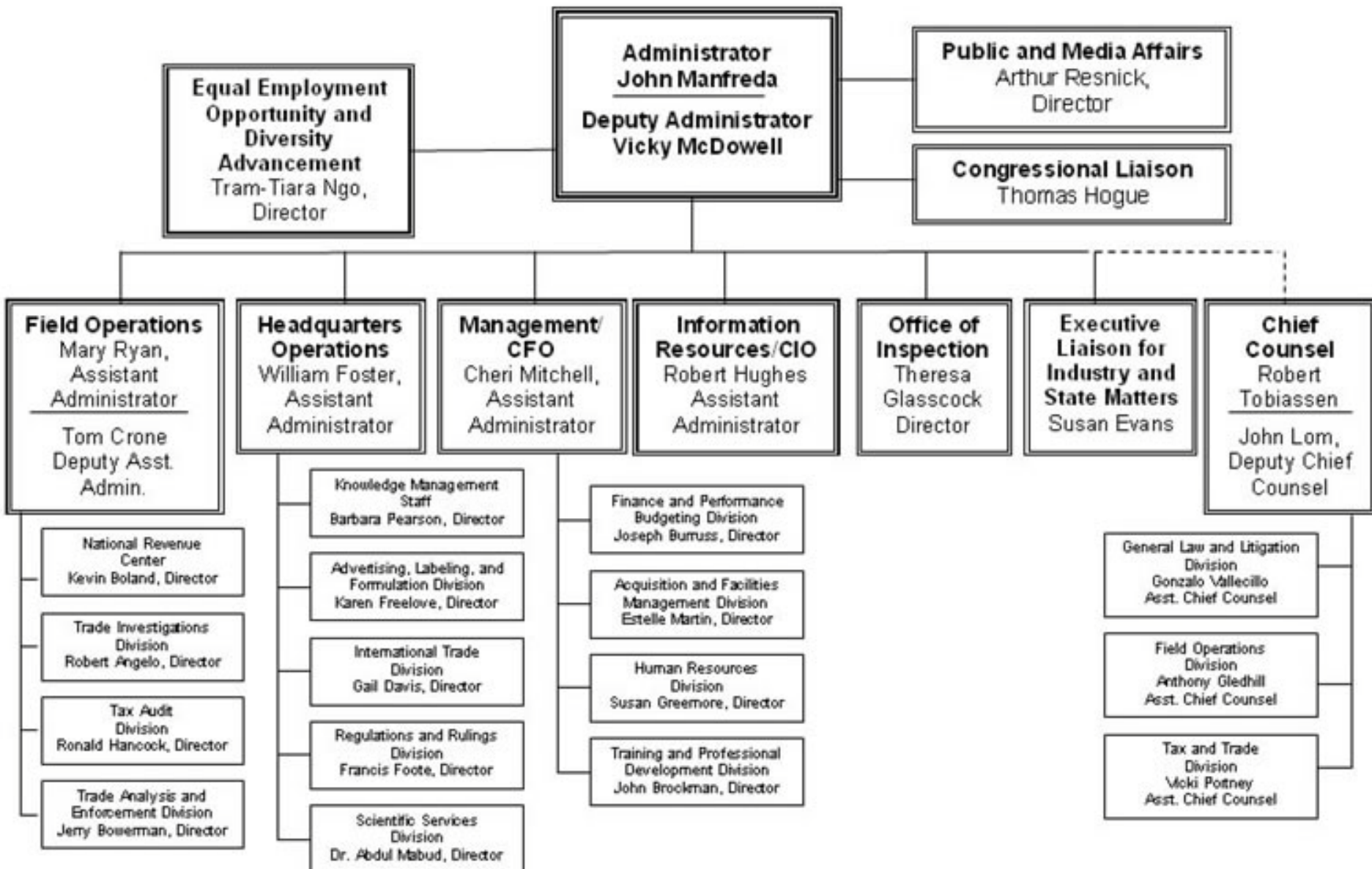
- TTB's role in regulating the distilled spirits industry
- DSP regulations and rulemaking updates
- This week's agenda

# TTB's Role

- Qualifying manufacturers of beverage and industrial distilled spirits, producers of alcohol fuel, dealers of specially denatured alcohol, importers and wholesalers
- Protecting the revenue (26 U.S.C. 5001)
- Ensuring consumer protection (27 CFR part 5).
- Ensuring fair trade practices (27CFR part 5)
- Conducting quality audits and investigations

# TTB's Role (Continued)

- Assisting industry members in understanding Federal laws and regulations as they relate to the industry
- Assisting industry members in achieving compliance and satisfying tax liability
- Processing MNBP drawback claims



# DSP Regulations

- Permits
- Physical characteristics of DSPs
- Recordkeeping
- Standards of identity
- Labeling
- Removal from bonded premises



## DSP Regulations (Continued)

- Industrial distilled spirits:
  - Specially Denatured Alcohol (SDA)
  - Completely Denatured Alcohol (CDA)
  - Manufacturers of Nonbeverage Products (MNBP)
  - Alcohol Fuel Plants
  - Users of Tax-Free Alcohol

# Rulemaking Updates

- Part 19
- Cachaça
- Serving Facts

[www.ttb.gov](http://www.ttb.gov)

# The Distilled Spirits Industry

Dave Bateman

Trade Analysis and Enforcement Division

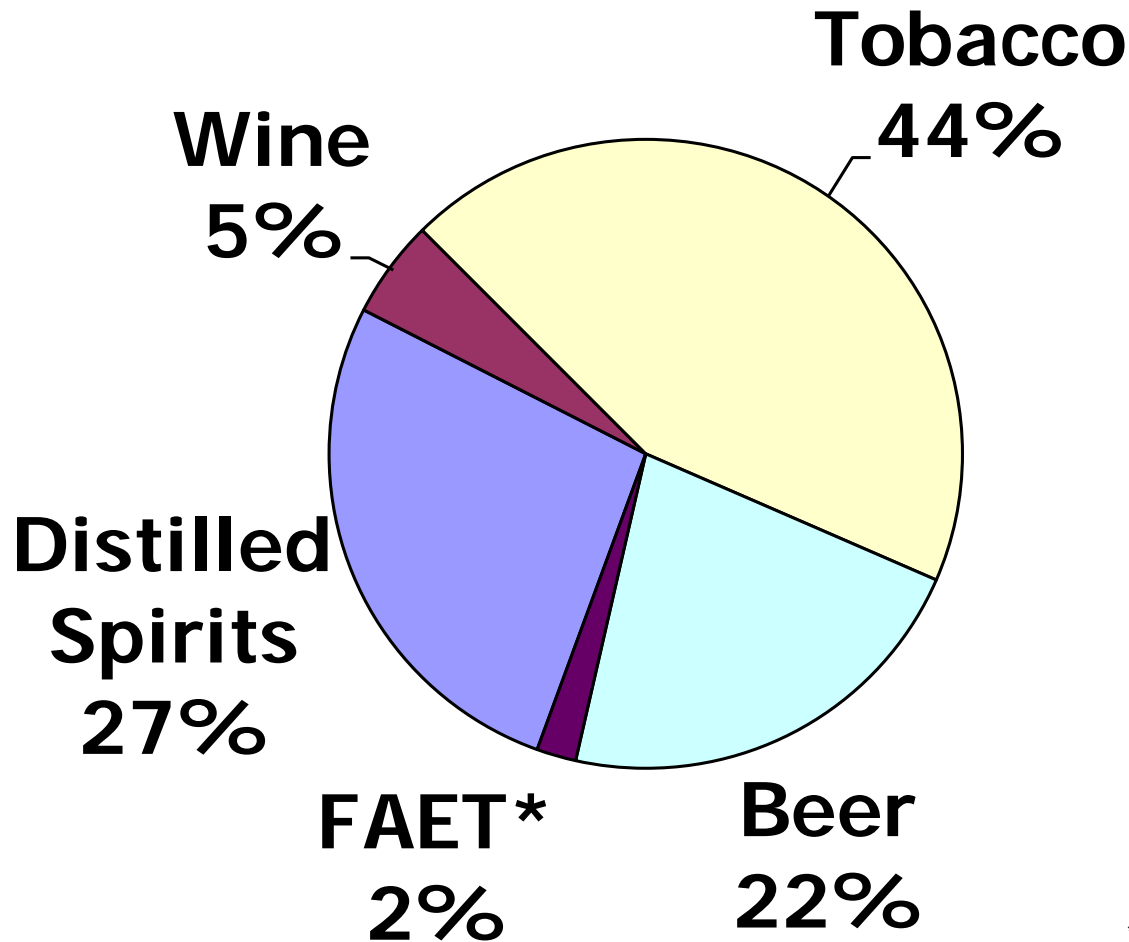
# The Distilled Spirits Industry

- The beverage alcohol industry in the U.S. contributed almost \$448 billion to U.S. economic activity in 2006
- 29% (\$131 billion) was from distilled spirits

# All Excise Tax Collections

(Domestic and Imported)

Fiscal Year ending September 30, 2008

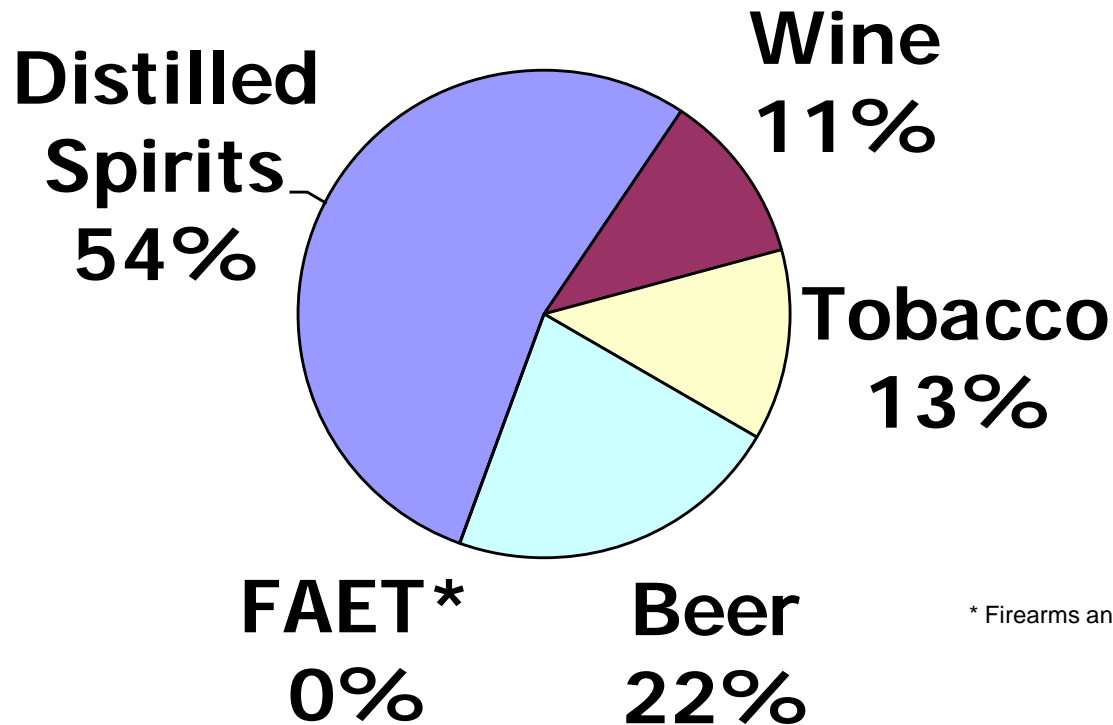


\* Firearms and Ammunition Excise Tax

Tobacco is top tax category; Distilled spirits account for 27% of collections.

**Excise Tax Collections for Imported Cased Goods,  
Taxes Collected by CBP**

**Fiscal Year ending September 30, 2008**



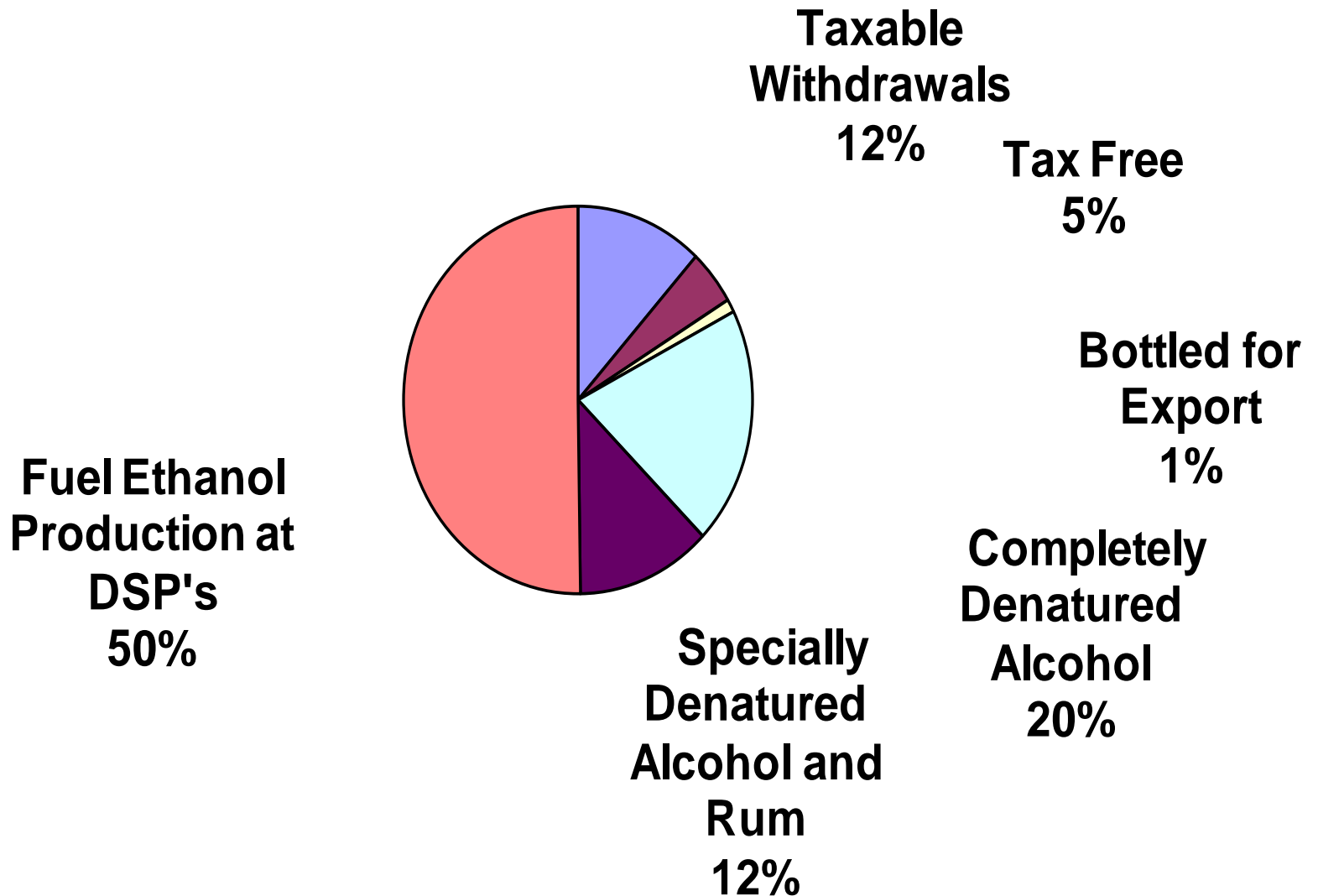
\* Firearms and Ammunition Excise Tax

- Distilled Spirits is the top revenue producer on importations.
- For October 2008 – January 2009, Distilled Spirits accounted for 57.6% of import collections.

# The Distilled Spirits Industry (Continued)

- Until 2009 the beverage distilled spirits industry had marked a total of 11 years of consecutive gains
- DISCUS estimates industry-wide volume growth of 2.8% for 2008, down from a nearly 6% increase in 2007
- Current tax receipts for the first quarter of FY 2009 show a decline in domestic excise tax collections of 2% and 5.3% imported bottled spirits, with an overall average decline of 3% .

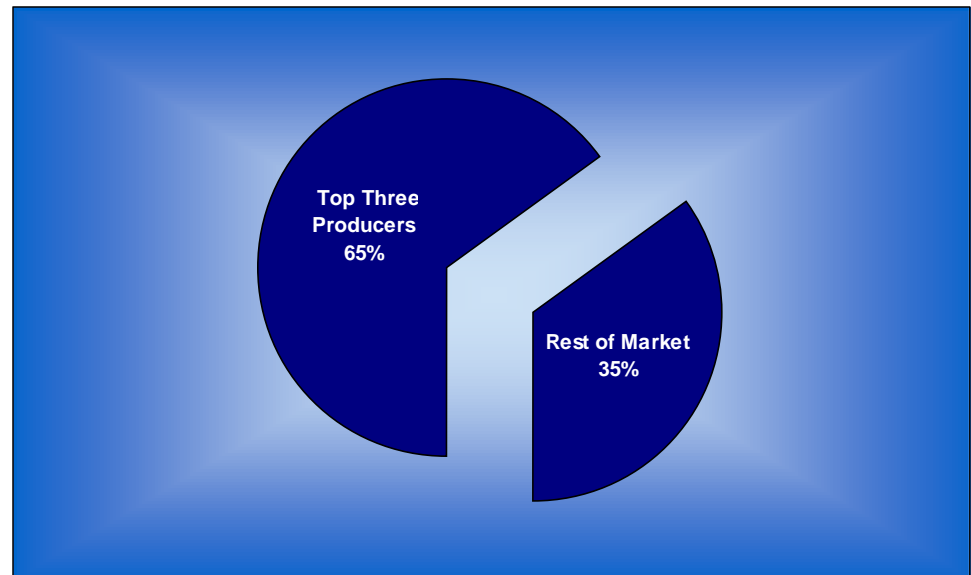
# Distilled Spirits Plants Alcohol Usage Calendar Year 2006





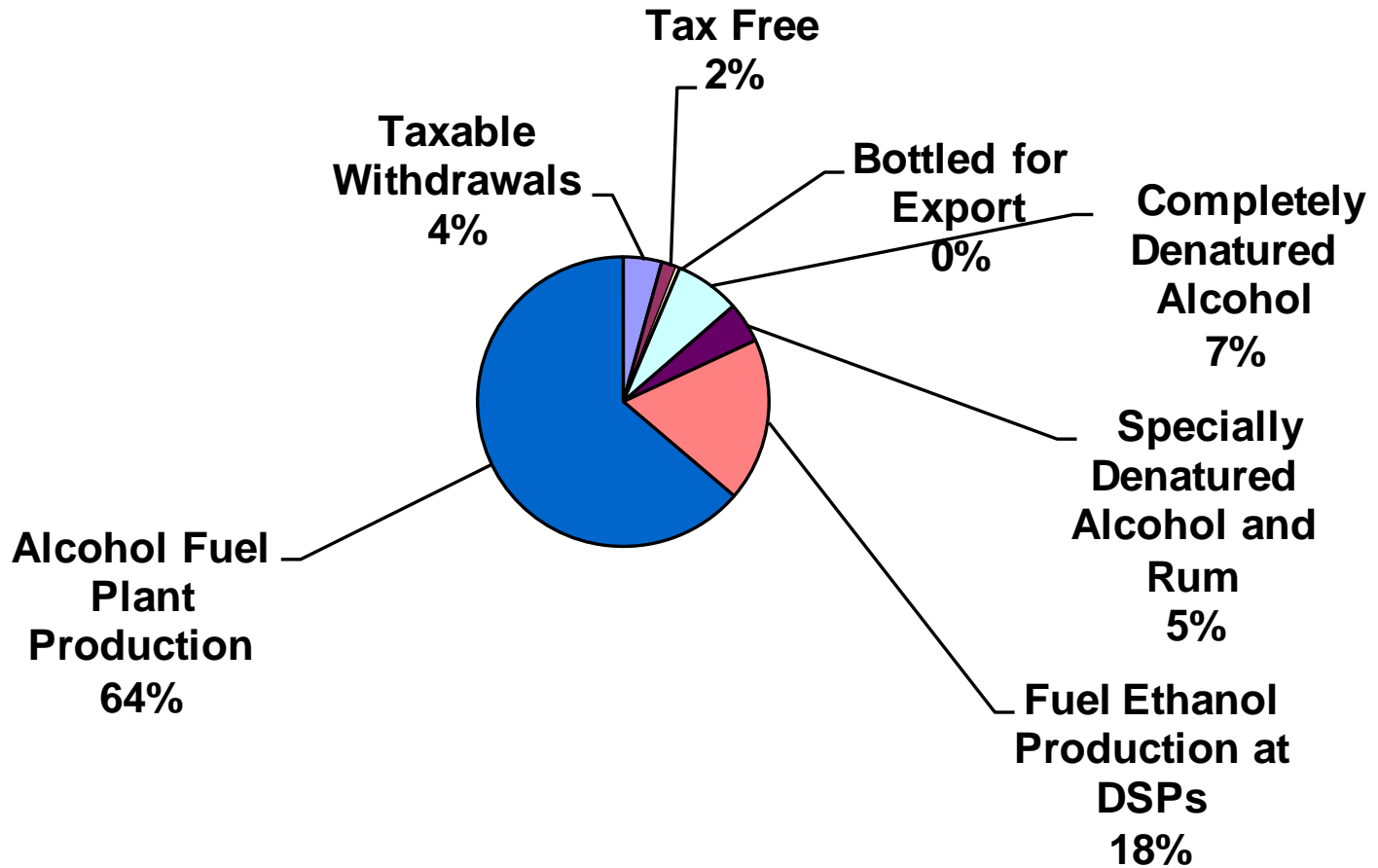
# Nonbeverage Alcohol

- Ethanol consolidation:
  - After capacity under construction is completed, the top three U.S. ethanol producers will account for 35% of future U.S. ethanol production

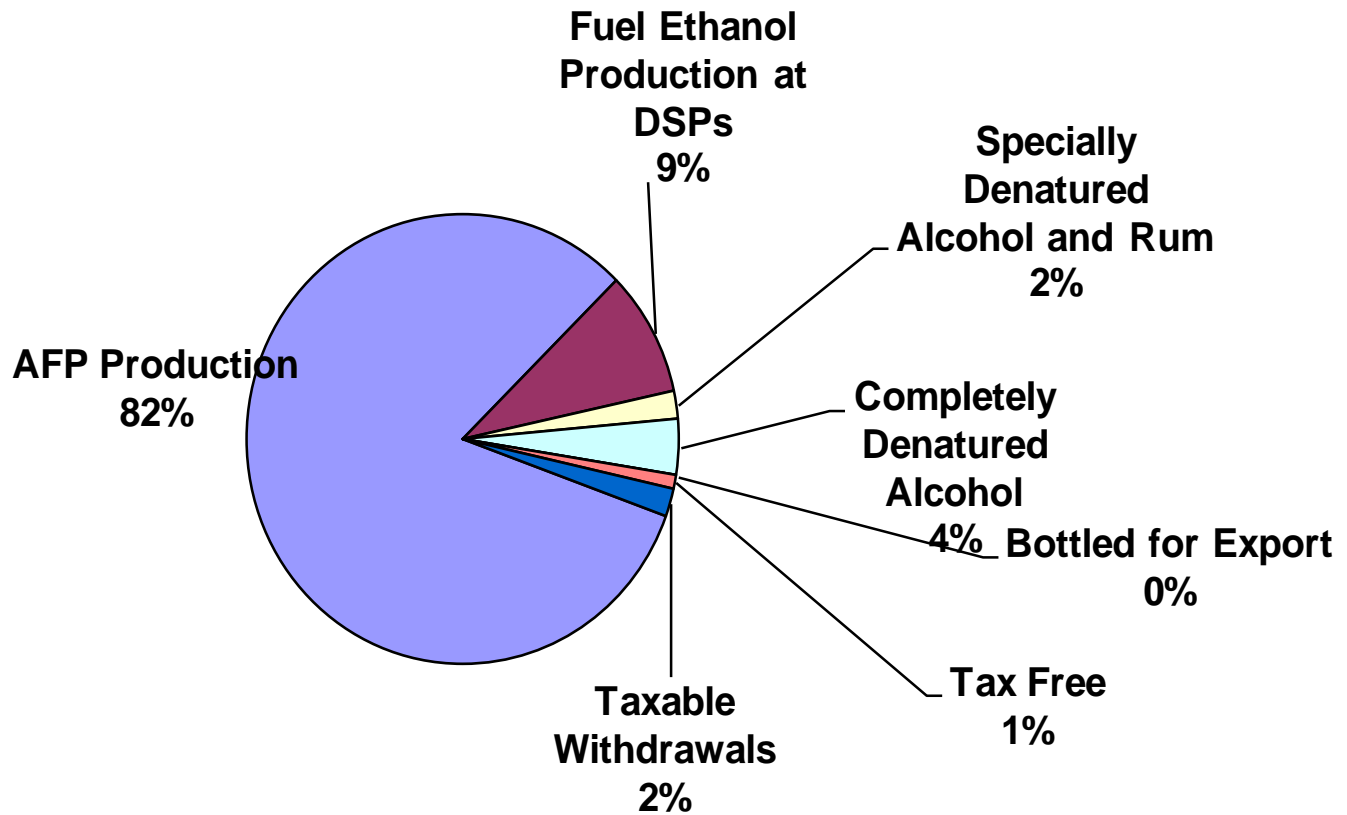


Source: American Coalition for Ethanol

# Ethanol Production (2006)



# Estimated Ethanol Production (2008)



# Domestic DSP Activity

Production for calendar year 2008:

– Whiskey -5.0%

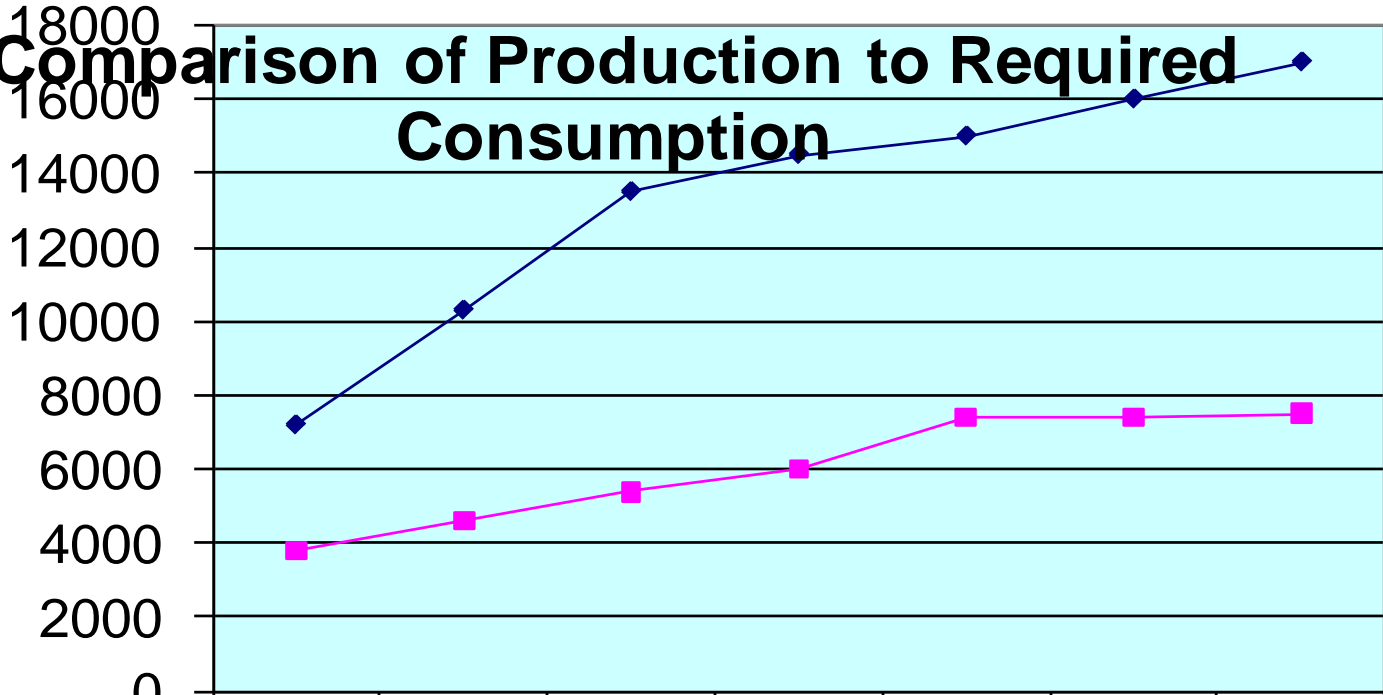
– Brandy -1.3%

– Alcohol +3.8%

Total Production +3.2%

# Comparison of Production to Required Consumption

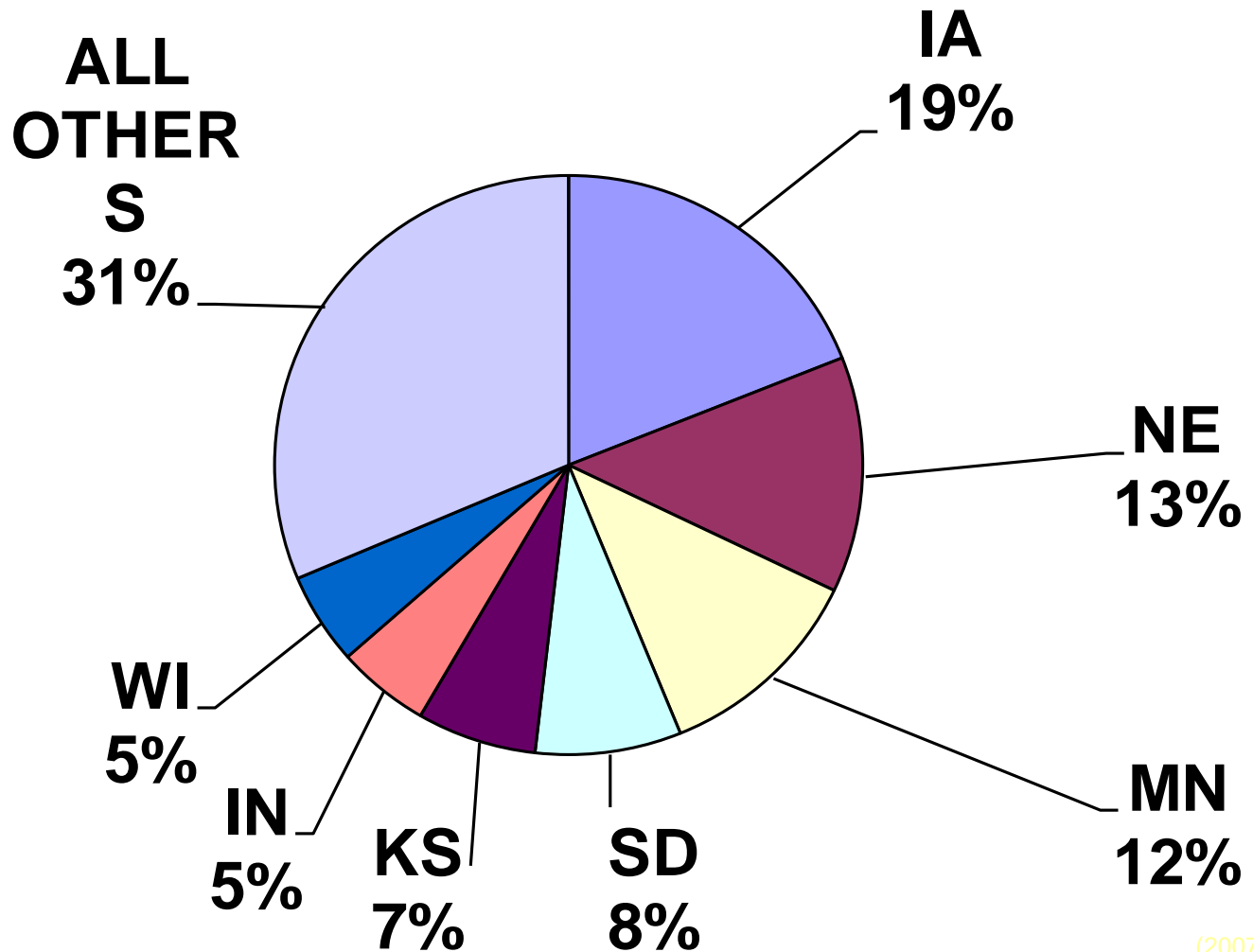
Millions of Gallons



	2006	2007	2008	2009	2010	2011	2012
◆ Production	7200	10300	13500	14500	15000	16000	17000
■ Renewable Fuel Standard	3800	4600	5400	6000	7400	7400	7500

These figures are the limits solely with the use of corn; new advances in cellulosic ethanol could produce 60 billion gallons of ethanol by 2029.

## Seven States Account for 69% of Large AFPs



(2007 data)

# Compliance Concerns

- Alternating proprietors
- 5010 flavor tax credits:
  - TTB Expo session Friday afternoon
- Gauging
  - Accuracy
  - Frequency
- Reporting requirements

# Industry Trends



# Industry Trends

- Beverage alcohol and the economy
- Alcohol fuel plants/ethanol
- Consolidation of manufacturers
- Debate on lowering minimum age for alcohol purchases

# State and Local Taxes

- Increasing through much of the country

Annual Tax Revenues			
Commodity	Federal	State	Local
Distilled Spirits	\$4.6 billion	\$5.7 billion	\$529 million
Beer	\$3.7 billion	\$5.4 billion	\$1.09 billion
Wine	\$877 million	\$1.6 billion	\$219 million

# The Economy Today

- Alcohol is proving not to be a recession-proof product
- Consumers are switching to value brands and larger package sizes
- Bourbon is one of few exceptions

# Exports

- One bright spot for 2008 was growth in exports
- U.S. exports in 2008 totaled \$1.1 billion:
  - Primary exported products are whiskies, including Bourbon and Tennessee Whisky
  - Growth in Australia (+24.3%), Canada (+21.2%), France (+15.9%), Germany (+8.9%)
  - Emerging markets grew as well

# R&D Developments

- From 2000 on, 5th still column
- Molecular sieve column
- Extractor column
- Pressure column
- Efficiencies increased 15% on yields
- Fermentation process increased alcohol content to 14-16% ranges
- Heatless distillation process — 2 columns:
  - Beer still
  - Molecular sieve/membrane column
- Hydrolysis/cracking processes
- Cellulosic ethanol production

# Other Trends

- Ethanol production is operating at capacity due to energy demands
- Capital investment in ethanol plants is entering a new stage as the number of AFP's under construction is slowing:
  - Farmers are planting capacity crops
  - Corn prices are stabilizing
- New emerging industry — the Craft Distiller

# Contact Information

- Chris Thiemann  
Regulations and Rulings Division, Distilled Spirits Program
  - **Phone:** (202) 453-2138
  - **E-mail:** Christopher.Thiemann@ttb.gov
- Dave Bateman  
Distilled Spirits Industry Analyst
  - **Phone:** (202) 302-3859
  - **E-mail:** Dave.Bateman@ttb.gov
- Rob Crocker  
Excise Tax Auditor
  - **Phone:** (513) 826-0245
  - **E-mail:** Robert.Crocker@ttb.gov